



October 2013

The Heart of America Boxer Club Newsletter

www.hoabc.org

Newsletter for the Heart of America Boxer Club

The next HOABC club meeting – September 28, 2013 at 11am at the Kokopelli Club room.

Kokopelli Mexican Cantina

5200 West 95th Street

Prairie Village, KS 66207

At this meeting- we will be discussing Judges for next years shows and narrowing down ideas for shows in 2015 (check your August GM minutes for more clarity).

In Memory



Larry Rice

I want to express my deep appreciation for the members of the Boxer club and friends for their kindness and thoughtfulness at Larry's passing, particularly during the visitation. It is profoundly difficult but your words have been very helpful. He was my best friend for over a quarter of a century, another son to my Mother, a second father to my children, and another grandfather to my grandchildren. I miss him immensely but am comforted by all the memories that we have had with the dogs and friends.

Our relatives are accidents of biology, but we choose our friends. I chose wisely.

Tom Dobbs

The HOABC has lost our friend and member, Larry Rice. Larry was a kind, gentle soul and a treasure to us all. In the beginning, Larry's love for Boxers and his special friend, Tom Dobbs, brought Larry into our lives. Our hearts are broken with our loss and for Tom, as we also think of him at this time. We will forever hold dear the memories of our friend, Larry Rice.

He is not lost our dearest love,
Nor has he travelled far,
Just stepped inside home's loveliest room
And left the door ajar.

Anonymous



God Bless, Larry Rice

Janet Ewing

August 26, 2013

So...you say you **DON'T** have a spiffy Heart of America Boxer Polo shirt?? You don't want to be the **Odd Man** (or woman) out at our next function!?! Well... Get with Mark Ewing for pricing and sizes!



URGENT need for foster homes!!!

Please! Help get the word out! MO/KAN Boxer rescue is in need of qualified Foster homes.

Some BASIC requirements to be considered for a Foster Home.....

- Fencing is not required but is preferred; not having a fence will limit placement options.
- All other pets in the home must be UTD on shots and on HW prevention year-round.
- Contact Elizabeth or Joyce for more information at mokanboxerrescue@earthlink.net

August/September Member Brags

- Encore's FarMore Untouchable** – “Dega” is awarded RWB to the major, August 23, 2013 at Manhattan KS KC show, judge Larry Sinclair- Handled by Owner Breeder- Amber Gates
- Encore's FarMore Under the Gun** - “Putu” garners his second major, September 2, 2013 – by going WD/BOW at Cedar Rapids Kennel Association. Judge Harry H. Schulman - handled by Breeder and Co-Owner Amber Gates
- CH GalaRoc N Ewing's Showdown** - “Bronson” garners more points towards his Grand Championship in Carmel and Stockton CA- he has 23 points now!
- Encore's FarMore Untouchable** – “Dega” is awarded WB September 8, 2013 with judge Ms Bonnie Linnell Clark- Handled by Owner Breeder- Amber Gates

..... **Congrats!**

Mark your calendars!



Charity Bingo @ Hamburger Mary's

Benefit for MoKan Boxer Rescue. Join us at Hamburger Mary's in Kansas City MO on Saturday October 12, 2013, beginning at 5:00 PM for a fun night of rambunctious bingo you'll never forget, as we again support MO/KAN Boxer Rescue, a licensed 501c3 non-profit organization!!

MARK YOUR CALENDARS

Cornhusker Kennel Club of Lincoln, Nebraska, Inc.	Lincoln	NE	3-Oct-13	Joseph E Gregory
Missouri Valley Boxer Club	Lincoln	NE	4-Oct-13	Ms. Jan C Sigler
Cornhusker Kennel Club of Lincoln, Nebraska, Inc.	Lincoln	NE	4-Oct-13	Mrs. Edna K.(Katie) Gammill
Missouri Valley Boxer Club	Lincoln	NE	5-Oct-13	
Platte Valley Kennel Club of Fremont, Nebraska	Lincoln	NE	5-Oct-13	James G Reynolds
Platte Valley Kennel Club of Fremont, Nebraska	Lincoln	NE	6-Oct-13	Mr. Joe C Walton
Mason City Kennel Club	Mason City	IA	12-Oct-13	Nancy Liebes
Mason City Kennel Club	Mason City	IA	13-Oct-13	Lawrence E Stanbridge
Lawrence Jayhawk Kennel Club, Inc.	Lawrence	KS	12-Oct-13	Mrs. Doris Cozart
Lawrence Jayhawk Kennel Club, Inc.	Lawrence	KS	13-Oct-13	Mr. Robert J Shreve
Sooner State Kennel Club	Enid	OK	12-Oct-13	Ms. Bonnie Linnell Clarke
Sooner State Kennel Club	Enid	OK	13-Oct-13	Mrs. Anitra Cuneo
Buckhorn Valley Kennel Club, Inc.	Greeley	CO	26-Oct-13	Ms. Lee Whittier
Buckhorn Valley Kennel Club, Inc.	Greeley	CO	27-Oct-13	Mr. Roland L Pelland
Tri-State Kennel Club, Inc.	Joplin	MO	2-Nov-13	Mr. Alberto Berrios
Tri-State Kennel Club, Inc.	Joplin	MO	3-Nov-13	Mrs. Terry L Berrios
Southern Colorado Kennel Club, Inc.	Pueblo	CO	8-Nov-13	Mr. Norman B Kenney
Southern Colorado Kennel Club, Inc.	Pueblo	CO	9-Nov-13	Mr. William Sahloff
Colorado Springs Kennel Club	Pueblo	CO	10-Nov-13	Mr. Robert J Caswell
Colorado Springs Kennel Club	Pueblo	CO	11-Nov-13	Mr. F.M. (Butch) MacDonald

Helpful Links

Kansas all breed clubs

<http://sunflowerkc.wordpress.com/>
<http://www.heartofamericakc.org/>
www.wichitakennelclub.com
www.gardencityKSkennelclub.com
www.hutchinsonkennelclub.org/
www.ljkc.com/
www.salinakennelclub.org/
www.TopekaKC.org

Kansas Obedience Clubs

www.wichitadogtrainingclub.com

Missouri all breed clubs

www.JCKC.org
<http://www.stjosephkennelclub.com/>
www.missourirhinelandkc.com
www.heartlandkc.org
joplintdogs.com

Missouri Obedience Clubs

kansascitydogtraining.com/
www.gsltc.org
www.mcotc.org
www.showmek9.com

CLUB HOLTER

The club has an analog Holter that is available for use by club members.

1. No rental fee
2. Member needs to purchase the number of tape kits needed
3. Rental time is 10 days- adequate to test 5 dogs
4. Shipping to and from the member is the members' responsibilities.
5. Member is responsible for the condition of the Holter and accompanying vest.
6. Members must sign the usage agreement prior to use.
7. Contact Sabrina @ sabrina@lattahomes.com for availability

GREAT news!!

Dr Fine from the University of Missouri
Has offered a GREAT deal!

It's called the "Healthy Pet Screen" Echos will be conducted for
\$205.00 – this includes their office fee.

Call the appointment desk
(573-882-7821)

Let them know when you make the appt that it is for a "Heart Check"

If you would like to watch the echo- please ask to be scheduled with Dr Fine

Testing is done on any Monday- Tuesday and Thursday- Friday

Heart disease can be inherited or it can be caused by bacterial, viral or parasitic agents these are NOT inherited. The damage appears the same in some cases. A screening program can help determine the origin.

All hearts should be auscultated at each veterinary visit. This is particularly important prior to any surgery, including ear cropping. If a murmur is detected the dog should be evaluated to determine the cause and significance of the murmur. Murmurs may be innocent ("flow" murmurs) or may be an indication of structural heart disease such as aortic stenosis, sub aortic stenosis, septal defects or defects of the mitral, tricuspid or pulmonic valves. Echo with Doppler measurements can accurately find and diagnose the origin of murmurs which cannot always be heard or reliably pinpointed by auscultation alone.

1. Maximum flow values have recently been reevaluated and raised to 2.4 IF there is no evidence of structural causes. The cardiologist should determine if the flow value for an individual Boxer is of concern. Current information is that AS/SAS may develop upon sexual maturity in dogs that were previously tested clear, thus the new recommendation for 24 mos. minimum age. Boxer Cardiomyopathy is a complex condition that is still under study.
2. Thyroid panel must include the following tests: **TGAA** (Thyroglobulin auto antibodies), **Total T4AA, Free T4AA** (by equilibrium dialysis), **cTSH**. (Optional tests include T3 and free T3)
3. Because these results can change over time, or because the age at testing may be significant, it is essential to list the date of the most recent test in each case. There are no normal values for some of the recommended tests, and there can be differing opinions between experts in the field.

Info on health testing- taken from <http://americanboxerclub.org/health-screening.html>

Officers & Directors 2013-2014

President: Janet Ewing (2014)

Vice President: Thomas Latta (2015)

Treasurer: Sabrina Jay (2014)

Secretary: Amber Gates

Board Member: Karen Emerson (2015)

Board Member: Joyce Peckham (2014)

Board Member: Mark Ewing (2015)

Board Member: Jeanine Millard (2015)

Committee Assignments for 2013-2014

Show Chairperson: Joyce Peckham

Photographer: Jeannine Millard

Hospitality: Amber Gates, Daniel Gates, Nicki McFarland and Scott Reiser

Trophies: Karen Emerson and Mark Ewing

Fundraising: Jeannine Millard, Carol Latta and Hailey Feldkamp

Topeka Show Site/Judges Liaison: Tom Latta

Advertising/HOABC ads: Amber Gates

Public Education/Programs: Karen Emerson and Jim Emerson

Nominating: Jeannine Millard

Cards & Flowers: Sabrina Jay

Historians: Karen Emerson and Peyton Richardson

Website/FB: Thomas Latta

Breeder Referral: Carol Latta

Boxer Rescue: Elizabeth Phillips

Zone B Director: Karen Emerson

Newsletter: Amber Gates and Tom Dobbs

Legislation: Joyce Peckham

Rescue Corner



Mr. QUE

Que is ~5 yr fawn male boxer.

There is no other like this boy! He is super sweet, just wants a place to hang out and snuggle. He is quiet, housebroken, kennel saavy, knows how to sit. Can find his way to you no matter where you are. Blindness does NOT effect him! He loves to play with the other dogs in the house. All around one of the best fosters we have had! *He will steal your heart!*



Learning Stuff... Oh ya...

Leaving the breeding and conformation for a bit... lets go to dog training...

How to Teach Your Dog to Hand Target

First, cut some soft, tasty treats into pea-sized pieces. Choose something that your dog really loves, like soft dog treats, jerky, chicken, hot dogs or cheese. When you're ready to train, take the treats and your dog to a quiet place.

Hold out an open hand in front of your dog, about two inches away from her nose.

Your dog will probably move forward to sniff your hand. The instant you feel her nose touch your palm, say "Yes!" This immediate feedback tells her that the thing she's doing at that instant is what's earning her the treat. The better your timing is with the "Yes," the more quickly your dog will master this exercise.

Immediately feed your dog a tiny treat from the other hand.

Repeat the exercise from the beginning.

If your dog doesn't touch your extended palm with her nose, keep trying. If you're patient, she'll soon catch on. To prompt the first few touches, rub one of the treats on your hand to make it smell more interesting. You can also try moving your hand back and forth in front of your dog's face—or take your hand away for a couple of seconds and then present it again to grab her attention.

When your dog touches your hand 9 out of 10 times in a row, you can start to present your hand in different places. Offer your palm in front of your dog's nose—but a few inches to the right. Then present your palm a few inches to the left. Then try holding it lower, close to the floor. Present your hand 5 to 10 inches away so that your dog has to stand up and move toward it to make contact. Finally, try holding your palm up above her head so that she has to reach up with her nose to touch it. Always remember to say "Yes!" the instant you feel your dog's nose make contact with your hand, and then immediately deliver a tasty treat from the other hand. If your dog seems confused at any point, go back to presenting your palm right in front of her nose, just a few inches away, to remind her what to do. If she still seems confused, call it quits for a while. A short break will often improve a dog's focus.

Aim for training two or three training sessions a day. Your sessions don't need to be long—less than five minutes is fine. During each training session, present your hand for your dog to target 15 to 30 times. Outside of training sessions, you can also present your hand just once or twice, right before you do something your dog likes. Practice hand targeting before feeding your dog dinner, throwing her favorite ball, taking her on walks and playing with her outside.

Adding a Cue

Once your dog reliably touches your hand when you hold it out to her, you can add a verbal command, or cue. If you have a shy dog and you want to use hand targeting to introduce her to strangers, you can use a cue like "Say hello!" If you plan to use hand targeting in other situations, you can use a word like "Touch," "Target" or "Here." Any cue is fine as long as you use it consistently.

First, say your cue, "Touch."




Then extend your palm toward your dog and wait for her to touch it with her nose.

The instant she does, say "Yes!" Then give her a treat from your other hand.

After repeating this exercise for a few sessions, your dog will start to understand what the new cue means. You'll know she's got it when you say "Touch" and she immediately approaches you, ready to target your hand as soon as you offer it.

Just for Fun! HOW to Build an Elevated Bed!

4 Materials Needed

	Material List	Where You Can Purchase
1	 <p><u>Corner pieces</u></p> <p>1 1/4 inch not carried by big box stores, can be ordered on line</p>	<p>C & S Plastics (Don, "The Bomb" owns this company, mention you reached him via our web site for possible discount)</p> <p>US Plastics</p> <p>SnapClamp.com/prices.htm</p> <p>IPP Industrial Plastics Products</p> <p>Savko (store located in Columbus OH)</p>
2	 <p><u>PVC Pipe</u></p> <p>1 1/4 inch, schedule 40</p>	<p>pvc comes in sticks, 10', can be purchased at any hardware store, runs about \$4.38 from big box stores</p> <p>for 10' stick 20' sections are least expensive, purchased from suppliers rather than big box stores</p>
3	 <p><u>Screws</u></p> <p>Round Washer Head #8 x 1/2"</p> <p>NOTE Our YouTube video shows our screws being 8 x 3/4 inch. You can use either size, we happen to have had the longer ones donated for a recent bed build.</p>	<p>--Home Depot, \$5.60 for 250 screws</p> <p>--Fastenal.com carries boxes of 1500 and 3000 for much less</p> <p>--Fastenal Screw Check local construction supply companies</p>
	<p><u>Cloth</u></p> <p>(Sharon RSteelmar@cox.net is offering to share her stash of</p>	<p>Top Value Fabrics, -look under promotion section under Nylon for</p>

Phifer.com cloth to non profits if you pay for shipping about \$11 for 14 medium pieces)

- Phifer.com offers this fabric
- the best option is 50 ounce vinyl
- creative option, contact your local awning company or boat companies that makes awnings for businesses/boats, ask for scraps or shorts
- any durable cloth may be used, to test if it is strong enough, take a key and try to gouge through it ...if it can hold up to that.....likely it can hold up to dogs scratching at it
- dogs will chew the beds, best to remove beds from dogs who are chewers as they will ruin the bed
- cordura, good option as it is moisture resistant, durable, low cost cloth to use
- order 1000 denier cloth, must be ordered in 50 yard lengths often times, check for specials and ask for shorts, ends or drops (shorts are ends of reams of cloth material)
- if awning is donated, we have found that well used awing will likely not hold up to a dog's nails, we scrape all used awning with a screwdriver or key to see if it breaks though, if it does, don't use it

Cutting the PVC

If you are making numerous beds for a shelter, we recommend building the medium sized beds and add a few large ones. The medium beds will accommodate most dogs. As an option for the medium sized beds, you can add 3 inches to the long side and subtracted 3 inches from the short side (or any amount you

Tools Needed

- Hammer
- Drill
- Saw (to cut PVC)
- Tape measure
- Channel Locks (to turn pvc after cloth is

seconds, cheaper, typically color is a little off

- Top Value only sells full rolls, only good for people who are making a large number of dog beds
- Send email to this company for newsletters on seconds

Astrup.com

FabricFarms.com in Hilliard OH

MagnaFabrics.com

- Trucking Companies that make covers for semi trailers, try MountainTarp.com

-this vinyl holds up to just about anything, including heat, can be sterilized w/out damaging it, try for 18 or 22 ounce vinyl

[Cleaning of beds](#) or cloth like Sunbrella like material

Best to mark plastic of frame to alert shelter staff not to throw away frame as it can be recovered with new cloth.

[Tarp Web Site](#)

[PhiferText](#)

[Twitchell](#)



Channel Locks

need) to better fit into narrow kennels. Be sure to make appropriate cloth sizes if you change the frame size.

applied to tighten)

Small Bed

Cloth size 36" x 29"
1 10 ft stick or 112", will
have 12" left over
-2 pieces at 18.5
inches each
-2 pieces at 25.5
inches each
-4 pieces at 4 inches
each

Final

Dimensions 22" x 2
9"

Medium Bed

Cloth size 34.5" x
38.5"

1 10ft stick will make
one complete bed
including legs,
-2 at 24"
-2 at 28"
-4 pieces at 4 inches
each (legs)

Final Dimension 27.5"
x 31.5"



Instructions for Couch



Abbey is a 70lb dog

Large Bed

Cloth size 36" x 45"
144" needed You will need 1-10 ft
stick of PVC and an additional 20" to
make one complete large bed
-2 pieces at 25.5 inches each
-2 pieces at 34.5 inches each
-4 pieces at 4 inches each

Final Dimensions 29" x 38"



Option to cover arms to protect from chewing
SnapClamp.com/prices.htm



Peppey the Dalmation is a 76lb dog

Pet potty spots on the carpet



I use good old vinegar and baking soda. The steps are the important part. Pour enough vinegar to soak the stain and THEN add a small amount of baking soda. If you do the reverse, you will have a noisy, bubbly mess. Do it the right way, and you can hear the recipe cackling away, telling you how it is cleaning and deodorizing without leaving any residue. You need to let the spot dry for a day or two before sweeping up and then vacuuming. We cover the spot with a bowl or plate so that we don't have baking soda kicked from heck to breakfast. You can actually see the yellow color being absorbed up into your little mountain of baking soda. Works on old stains too!

Just for Fun!



Dega with Morgan and John with the sprinkler - at the Amana shows – August 31



"He's my best friend and he works hard all day. Couldn't you at least wag your tail?"

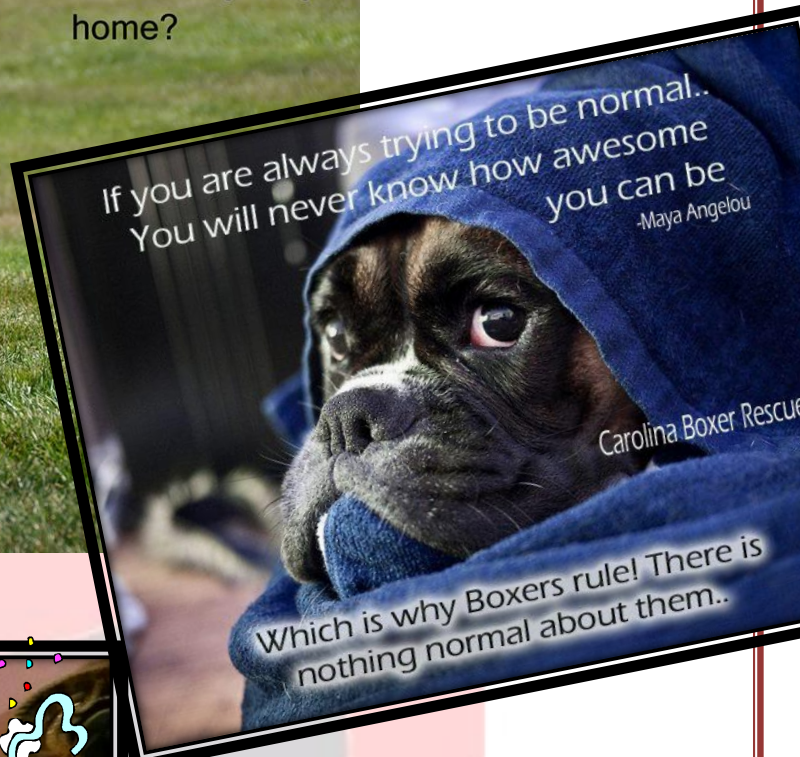


Dega, Putu and Vegas, resting after a long day of showing in Topeka

Just for Fun!



Yoo Hoo! Is anybody home?



If you are always trying to be normal..
You will never know how awesome
you can be
-Maya Angelou

Carolina Boxer Rescue

Which is why Boxers rule! There is
nothing normal about them..



Sabrina- wearing the Sombrero for
her "Birthday" LOL Topeka
meeting- the memories!



Onyx....cover yourself up boy!